

SEMINAR ON SEXUAL APOLOGETICS

STEVE WILLING

AGENDA

- Introduction: The Top Ten Myths of the Sexual revolution
- Week 2: Why sexual apologetics? The state of the Church
- Week 3: Defending Biblical sexuality to professing believers
- Week 4: Scientific basis for the Genesis paradigm (recorded)
- **Week 5: Victims of the sexual revolution**
- Week 6: Homosexuality, Transgenderism, and other variants
- Week 7: How we got here; where we're headed; what we can do

RESOURCES

- Weekly notes and PowerPoint at www.swilling.com
- Contact: steve@willing.org
- Christian Medical & Dental Association
- National Review
- Breakpoint
- The Public Discourse
- Recommended readings

VICTIMS OF THE SEXUAL REVOLUTION



SEXUAL REVOLUTION

- Acceptance of pornography
- Promotion of extramarital sex
- Approval of alternative partnerships
- Hostility toward traditional marriage
- Devaluation of children

HYPOTHESIS

- The sexual revolution inflicts civilizational harm through:
 - Increased sexual victimization
 - Devaluation of children
 - Devaluation of traditional marriage
- What does the data show?

ABORTION: SINCE JANUARY 1, 2022

worldometer

Coronavirus

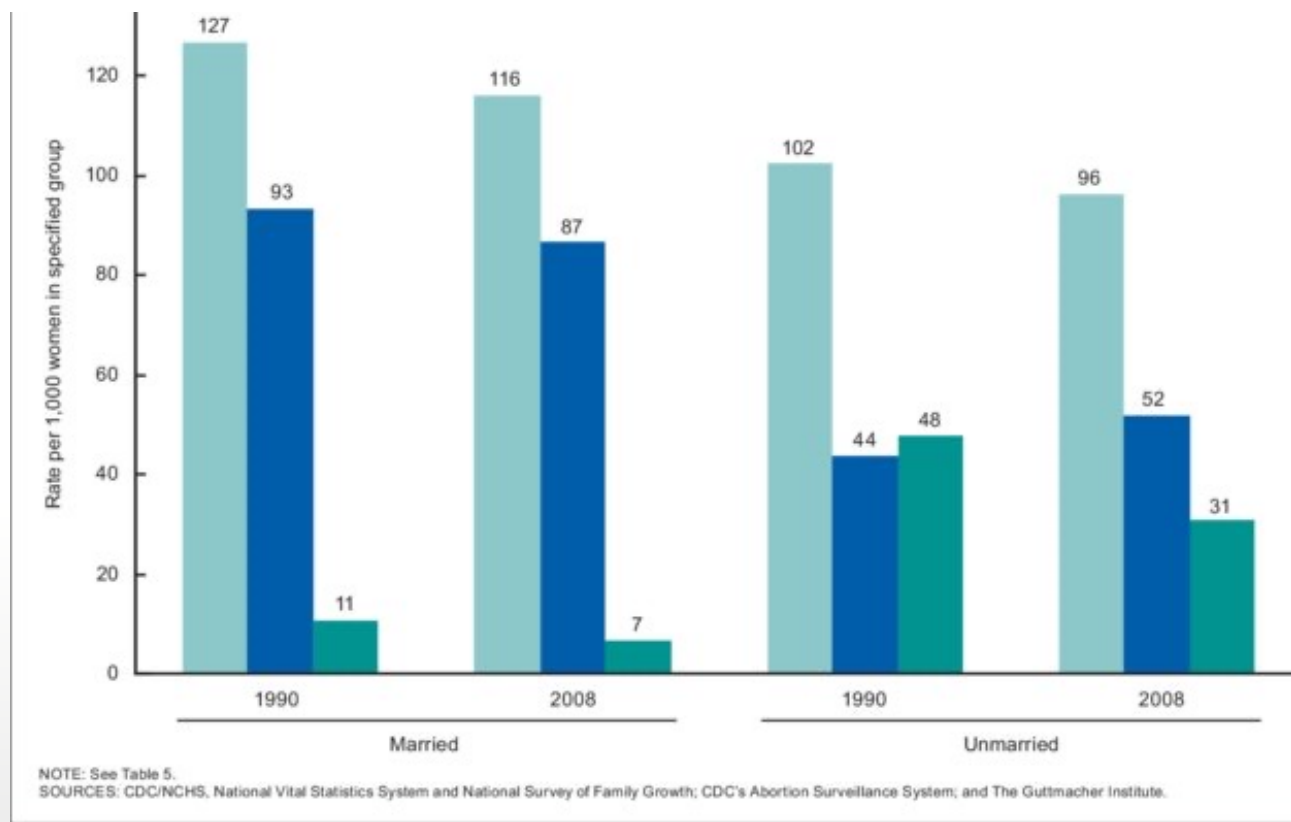
Population

[W](#) / Abortions this year

Abortions worldwide this
year:

11,054,570

STRONGLY RELATED TO EXTRAMARITAL PREGNANCY



#METOO

- Alyssa Milano, 10/15/2017
- Harvey Weinstein



Thread



Alyssa Milano 
@Alyssa_Milano



If you've been sexually harassed or assaulted write 'me too' as a reply to this tweet.



NATIONAL SEXUAL VIOLENCE RESEARCH CENTER

- One in five American women victims of rape or attempted rape
- One in forty men
- 40% of female rape victims younger than 18 at time of first attack



CENTRE OF EXPERTISE ON CHILD SEXUAL ABUSE

Minimum incidence of child sexual abuse in *Western* nations is 15-20% for girls and 7-8% for boys

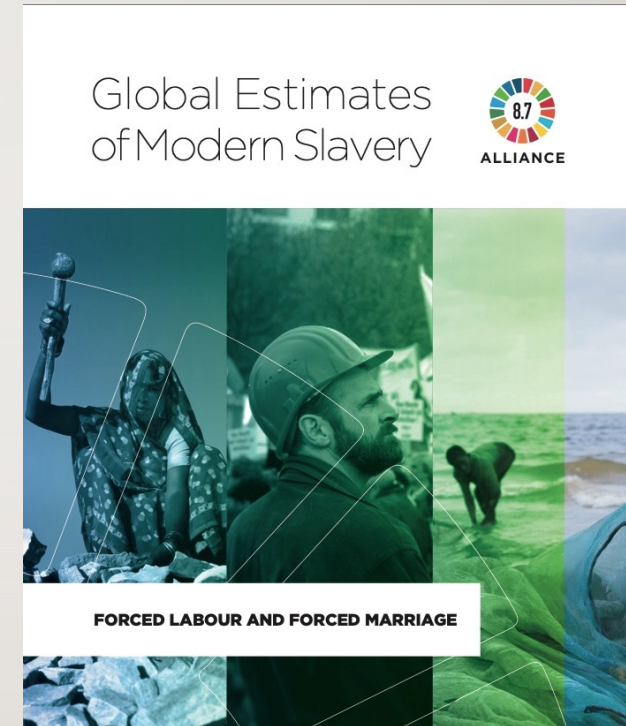


Measuring the scale and changing nature of child sexual abuse and child sexual exploitation **Scoping report**

Professor Liz Kelly and Kairika Karsna
July 2017, updated August 2018

INTERNATIONAL LABOUR ORGANIZATION

- Worldwide sex trafficking enslaves 5,000,000 – mostly women



CATHOLIC CHURCH ABUSE

- Thousands of perpetrators
- Tens of thousands of victims
- Over 80% of victims male
- Peaked in 70's and 80's
- Clear connection to homosexuality in seminaries, priesthood

Is Sexual Abuse by Catholic Clergy Related to Homosexuality?

Rev. D. Paul Sullins

Abstract. Sexual abuse of minors by Catholic priests has been a persistent and widespread problem in the Church. Although more than 80 percent of victims have been boys, prior studies have rejected the idea that the abuse is related to homosexuality among priests. Available data show, however, that the proportion of homosexual men in the priesthood is correlated almost perfectly with the percentage of male victims and with the overall incidence of abuse. Data also show that while the incidence of abuse is lower today than it was three decades ago, it has not declined as much as is commonly believed, and has recently begun to rise amid signs of episcopal complacency about procedures for the protection of children. *National Catholic Bioethics Quarterly* 18.4 (Winter 2018): 671–697.

BOY SCOUTS OF AMERICA

- Over 12,000 victims
- Over 5,000 perpetrators
- Peaked around 1990
- Driven into bankruptcy

CAN ABUSE BE BLAMED ON THE SEXUAL REVOLUTION?

- Vigorously denied by its advocates
- Many other alternative explanations
- **No** evidence that “it’s always been this way”
- What does the evidence show?

SEXUAL PREDATORS

- Sexual predators are overwhelmingly, though not exclusively, male
- Victims are predominantly female, with substantial exceptions:
 - Victims of the Catholic abuse were 81% male
 - Boy Scout victims 100% male
- Innate male characteristics of high sex drive, aggression, and risk-taking predispose men toward predation
- Constraining male aggression through rigid moral codes has been an achievement of advanced society, fostered by Christianity
- Western society has regressed and the consequences have been dire

“CONFLUENCE MODEL” IN FORMATION OF SEXUAL PREDATORS

- Hostile masculinity
- Impersonal sexual orientation
- Pornography consumption

“CONFLUENCE MODEL”

- Hostile masculinity
- Impersonal sexual orientation
- Pornography consumption

HOSTILE MASCULINITY

- Misogyny denounced by all but still common
- NOT the same as traditional or Biblical masculinity

IMPERSONAL SEXUAL ORIENTATION

- Casual sexual attitude predicts aggression

REVISED SOCIOSEXUAL ORIENTATION INVENTORY (SOI-R)

1. With how many different partners have you had sex within the past 12 months?
2. With how many different partners have you had sexual intercourse on one and only one occasion?
3. With how many different partners have you had sexual intercourse without having an interest in a long-term committed relationship with this person?
4. Sex without love is OK.
5. I can imagine myself being comfortable and enjoying "casual" sex with different partners.
6. I do not want to have sex with a person until I am sure that we will have a long-term, serious relationship. *
7. How often do you have fantasies about having sex with someone you are not in a committed romantic relationship with?
8. How often do you experience sexual arousal when you are in contact with someone you are not in a committed romantic relationship with?
9. In everyday life, how often do you have spontaneous fantasies about having sex with someone you have just met?

*Statement 6 is scored negatively



LIBERATED YOUNG MEN

- Initiating sex at younger age predicts sexual violence
- Multiple sex partners predicts sexual violence

CONSUMPTION OF PORNOGRAPHY

- 935 heterosexual 10th grade boys
- 22.7% admitted sexual aggression in last 6 months
- Strongly correlated with pornography consumption

Original Research

The Confluence Model of Sexual Aggression: An Application With Adolescent Males

Journal of Interpersonal Violence

1–21

© The Author(s) 2020

Article reuse guidelines:

sagepub.com/journals-permissions

DOI: 10.1177/0886260520915550

journals.sagepub.com/home/jiv



Charlie Huntington, MA,¹
Deborah N. Pearlman, PhD,²
and Lindsay Orchowski, PhD^{2,3} 

Abstract

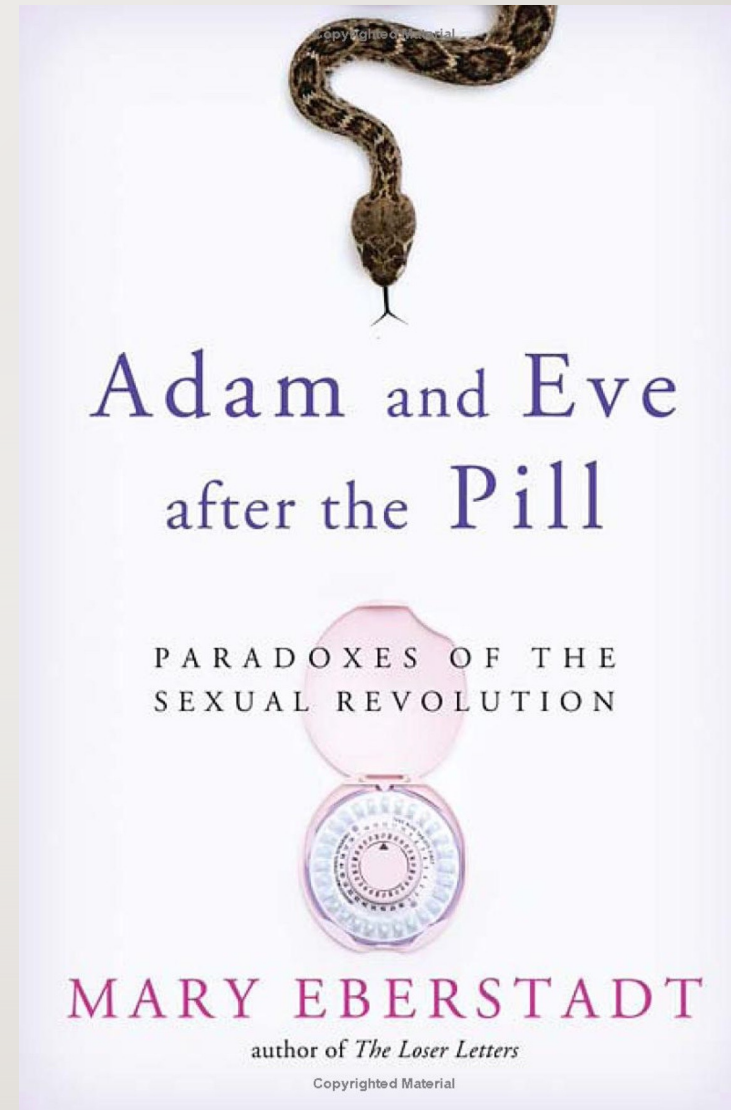
The Confluence Model of Sexual Aggression is a well-established framework for understanding factors that contribute to men's perpetration of sexual aggression against women, highlighting the roles of hostile masculinity, impersonal sex orientation, and exposure to pornography. To date, only one study has applied aspects of the Confluence Model to examine predictors of sexual aggression in adolescent males, and the study did not include pornography exposure as a predictor. The current study evaluates the Confluence Model as a framework for understanding the perpetration of both contact and noncontact sexual aggression in a sample of 935 heterosexual 10th-grade adolescent boys. Composite scores for hostile masculinity and impersonal sex orientation were generated. Nearly all the variables included in the hostile masculinity and impersonal sex constructs were associated with perpetration. Zero-inflated Poisson regression models revealed distinct combinations of salient predictors when the dependent variable was identified as boys' frequency of perpetration, compared with when the dependent variable was defined as any perpetration of sexual aggression. Impersonal sex orientation and violent pornography exposure

REVIEW OF LITERATURE, 2020

- “A recent meta-analysis indicates a robust association between pornography and sexual aggression in men”
- “Men who view more pornography, and violent pornography in particular, report more proclivity toward sexual aggression”
- “Pornography’s risky sexual scripts in turn predict sexual aggression in college-age men”
- “Pornography use is predictive of both sexual harassment and sexual assault by teenage boys”

OTHER FACTORS: CULTURAL TRENDS

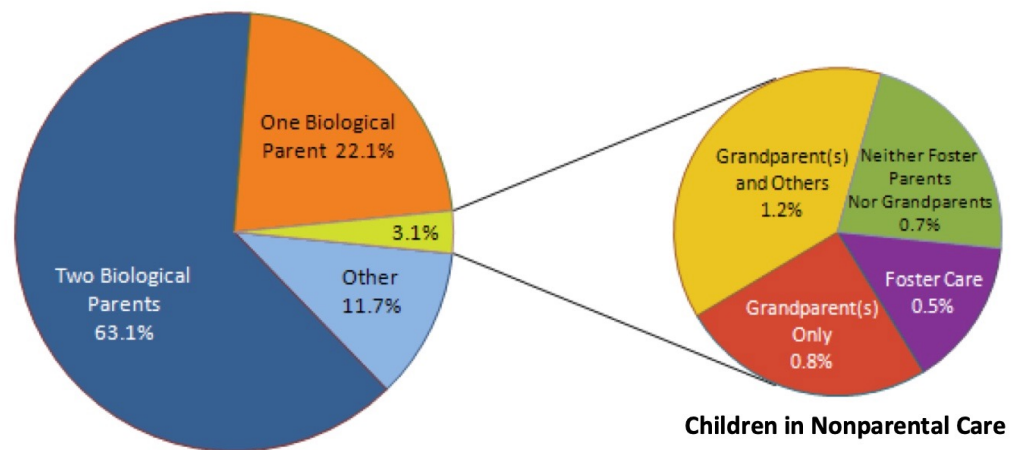
- During 70's and 80's, a large subculture sought wider acceptance of "intergenerational sex"
- Particularly, between men and boys
- Moral communities effect: behavior is profoundly influenced by culture



CHILDREN

- Physical health
- Safety
- Emotional health
- Social functioning
- Academic attainment
- Identity and yearnings

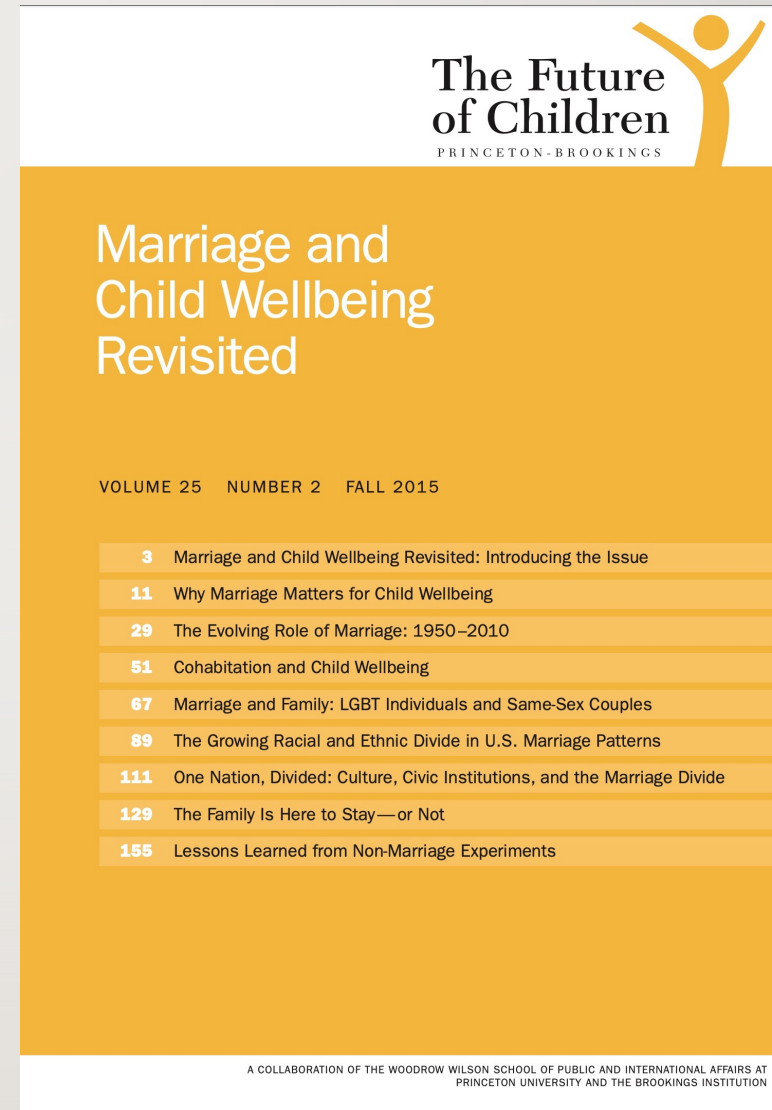
Figure 1. U.S. Children by Type of Caregiver Living in the Household



Note: "Other" includes children in 2-parent or 1-parent families that include non-biological parents such as step-parents and adoptive parents (this group is excluded from Table 1 and subsequent figures). Data source: NSCH 2011-2012

PRINCETON UNIVERSITY AND BROOKINGS INSTITUTION

- “Most scholars now agree that children raised by two biological parents in a stable marriage do better than children in other family forms across a wide range of outcomes.”
- Meaning, all others do worse



CHILD ABUSE

- Physical. Sexual, and emotional
- Most abuse caused by biological parent because almost all live with at least one
- Children living with married biological parents were safest in every category
- Highest risk: single parent with partner

FOURTH NATIONAL INCIDENCE STUDY OF CHILD ABUSE AND NEGLECT: DHHS

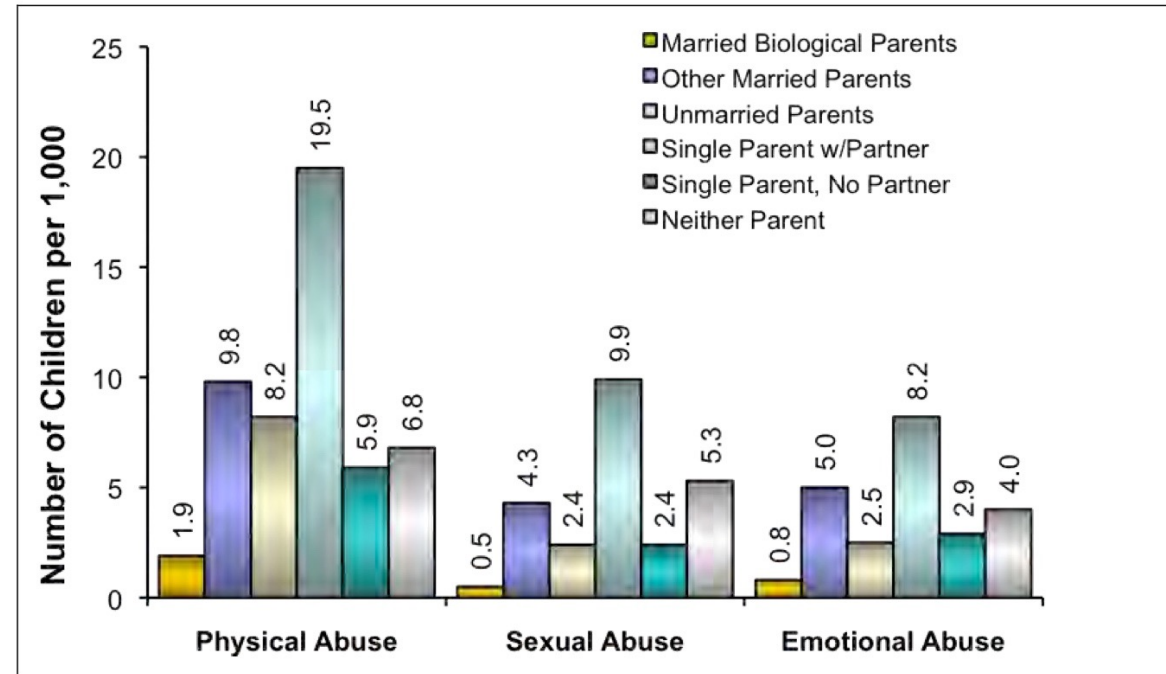
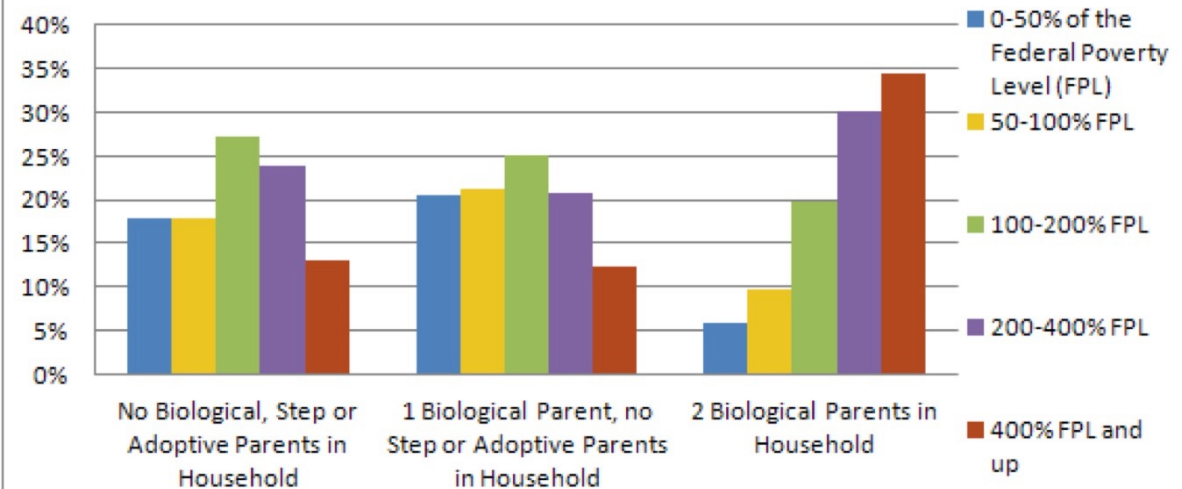


Figure 5-2. Incidence of Harm Standard Abuse by Family Structure and Living Arrangement.

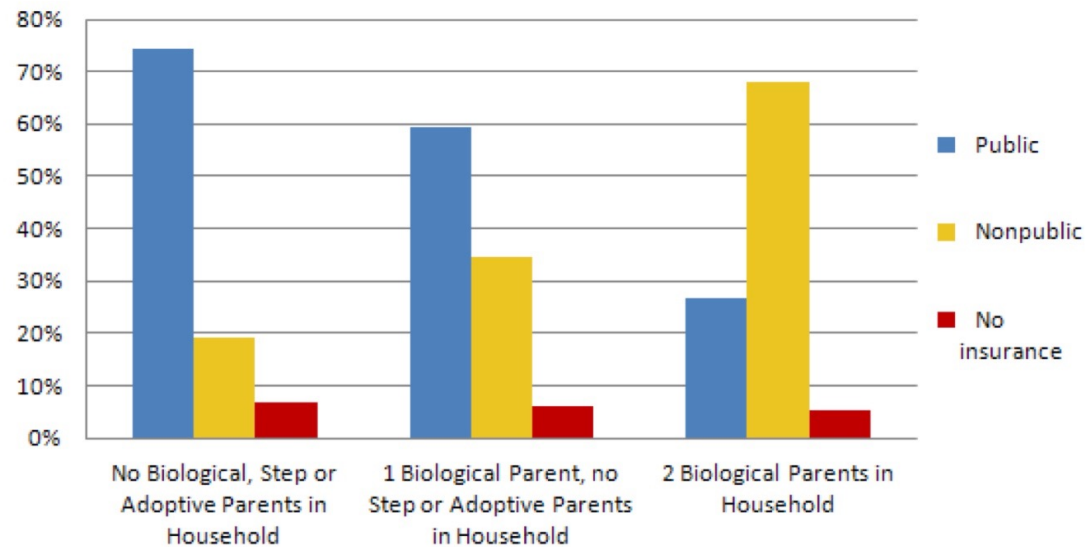
CHILDREN ARE POORER

Figure 2. Household Income Relative to the Federal Poverty Level by Number of Biological Parents in the Household, 2011-2012



Data source: NSCH 2011-2012

Figure 3. Children's Health Insurance Type by Number of Biological Parents in the Household, 2011-2012



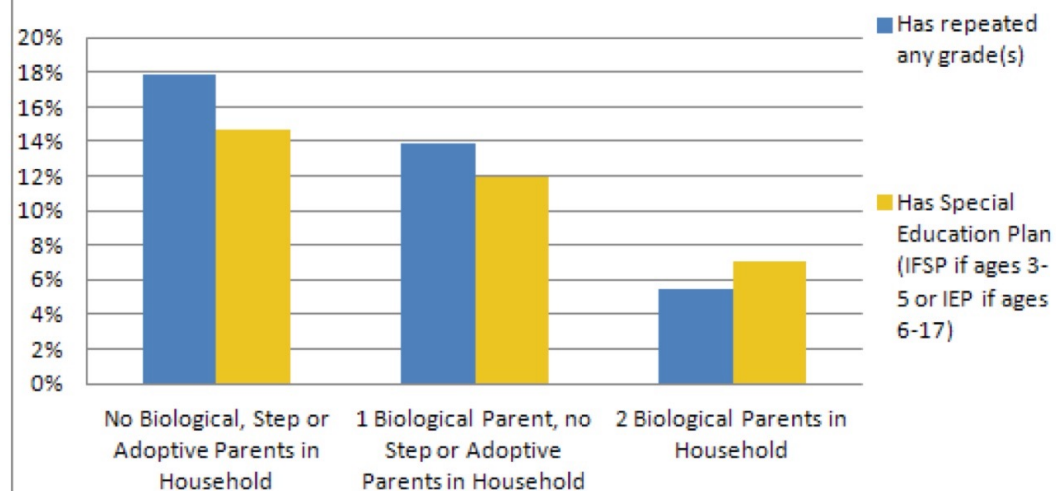
Data source: NSCH 2011-2012

**LESS LIKELY
TO HAVE
HEALTH
INSURANCE**

ACADEMIC ATTAINMENT

- 2014 review of 30 scientific studies on reducing achievement gap
- Religious faith the strongest effect
- “If an African American or Latino student was a person of faith and came from a two-biological-parent family, the achievement gap *totally disappeared*, even when adjusting for socioeconomic status.”
- “The family elements that were most strongly associated with a reduction in the achievement gap were coming from a two-biological-parent family and high levels of parental involvement.” – William Jeynes, *Public Discourse* January 2020

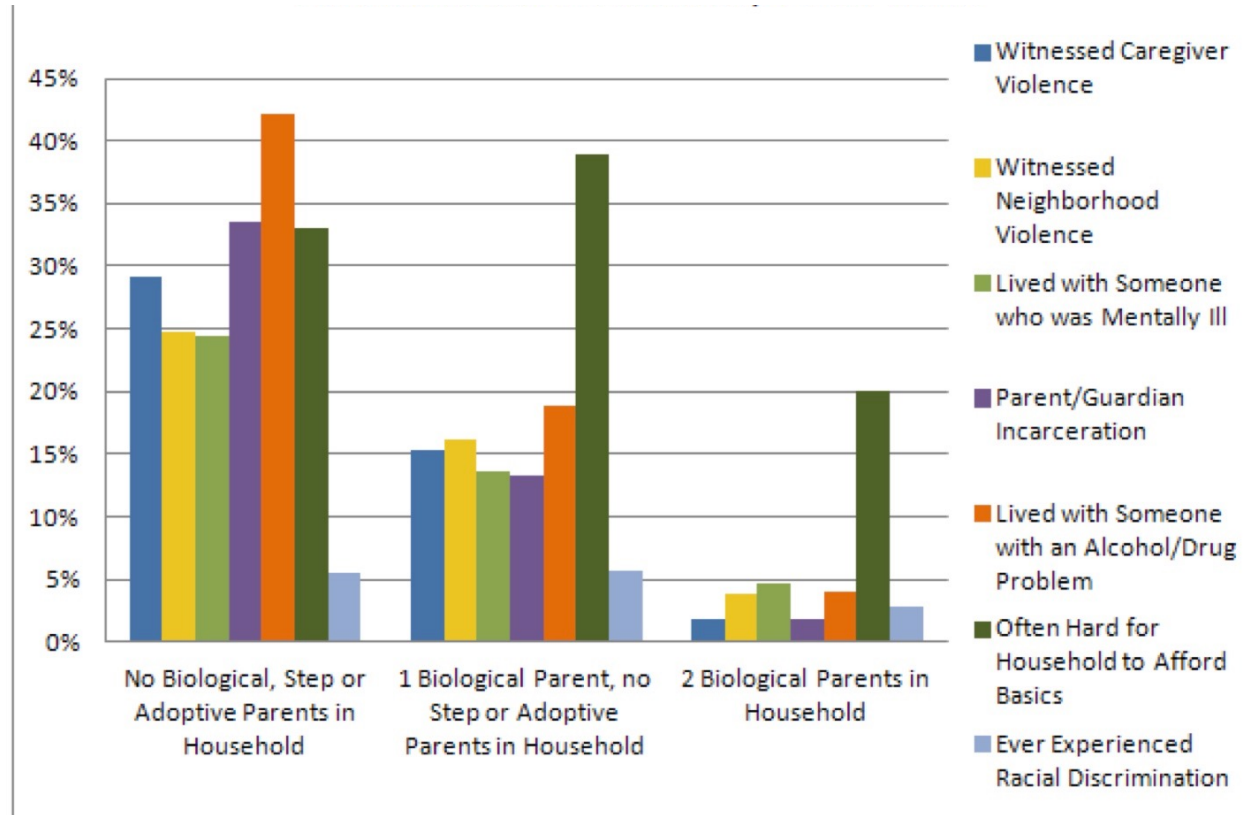
Figure 4. School Outcomes by Number of Biological Parents in the Household, 2011-2012



Note: IFSP is Individualized Family Service Plan; IEP is Individualized Education Plan;
Data source: NSCH 2011-2012

**MORE LIKELY
TO FAIL OR
REQUIRE
SPECIAL ED**

SUFFER MORE ADVERSE FAMILY EXPERIENCES

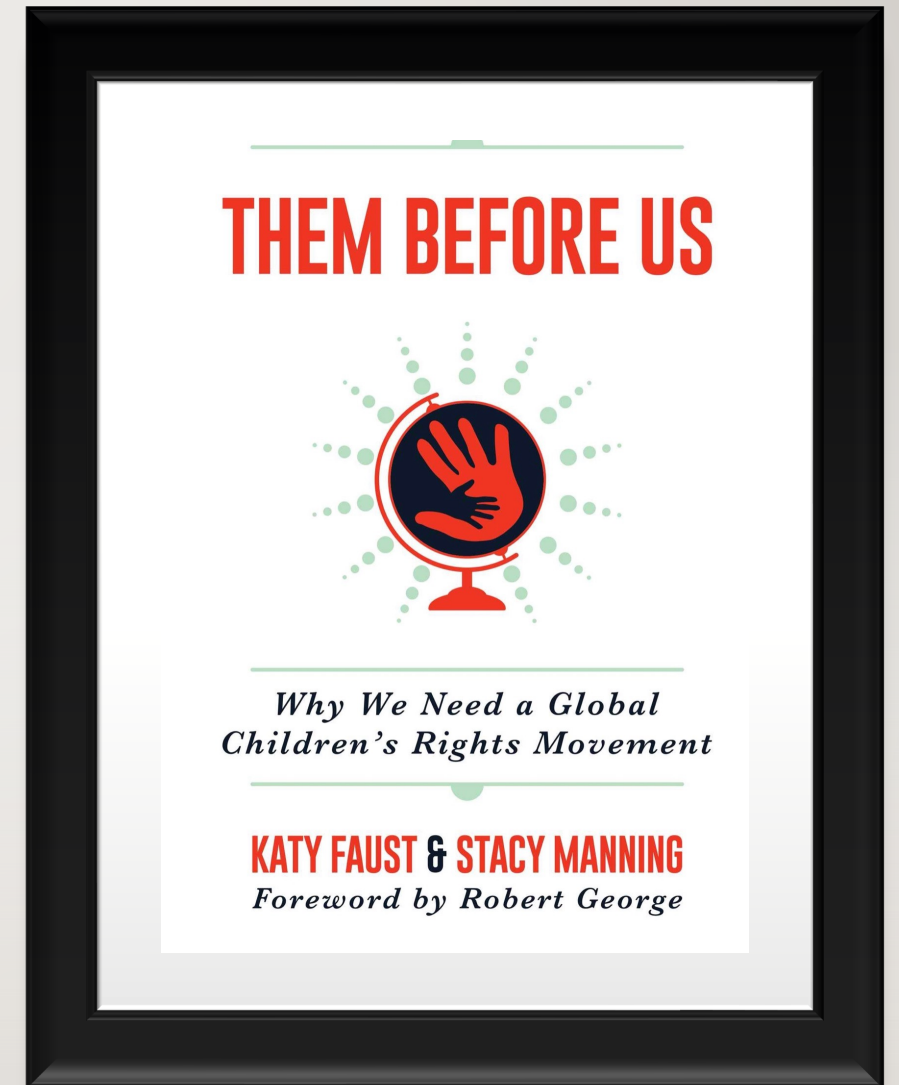
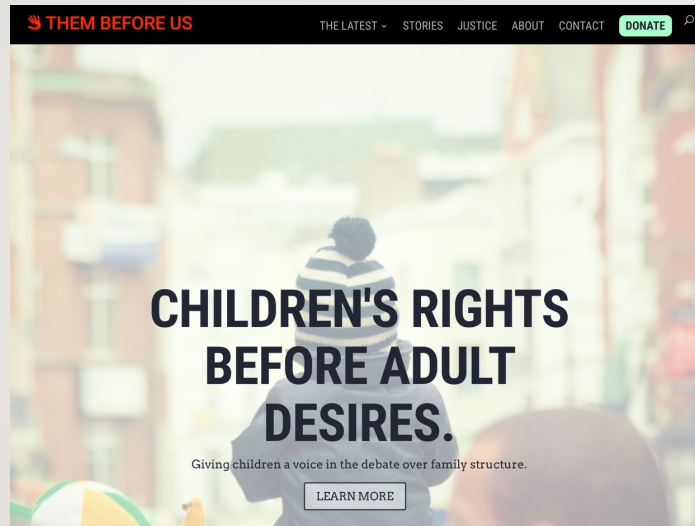


GENDER DIVERSITY

- Men and women parent in different ways
- Each brings unique advantages
- Children thrive in the presence of both, and suffer when one is absent
- Children raised in same-sex households suffer a double hit

FOR FURTHER REFERENCE

- Thembeforeus.org



COMPARED TO WOMEN, MEN ARE:

- Less likely to take honors classes, go to college, graduate from college, or earn a graduate degree
- 2.4 times more likely to be homeless
- 4.5 times more likely to commit suicide
- 7.7 times more likely to be in jail
- 13 times more likely to die on the job

INDIRECT VICTIMS – ALL OF US

- Crime
- Poverty
- Loneliness
- Mental Illness: depression, anxiety
- Suicide

SOCIAL CONSEQUENCES

- Delayed marriage
- Decreased fertility
- Masculine acedia
- Population decline
- Moral communities effect

WINNERS AND LOSERS

- Winners: Sexual predators and narcissists
- Losers: All children, and most adults