

# VICTIMS OF THE SEXUAL REVOLUTION

---

STEVE WILLING



# AGENDA

---

- Introduction: The Top Ten Myths of the Sexual revolution
- Week 2: Why sexual apologetics? The state of the Church
- Week 3: Defending Biblical sexuality to professing believers
- Week 4: Scientific basis for the Genesis paradigm (recorded)
- **Week 5: Victims of the sexual revolution**
- Week 6: Homosexuality, Transgenderism, and other variants
- Week 7: How we got here; where we're headed; what we can do

# RESOURCES

---

- Weekly notes and PowerPoint at [www.swilling.com](http://www.swilling.com)
- Contact: [steve@willing.org](mailto:steve@willing.org)
- Christian Medical & Dental Association
- National Review
- Breakpoint
- The Public Discourse
- Recommended readings

# VICTIMS OF THE SEXUAL REVOLUTION

---



# SEXUAL REVOLUTION

---

- Acceptance of pornography
- Promotion of extramarital sex
- Approval of alternative partnerships
- Hostility toward traditional marriage
- Devaluation of children

# HYPOTHESIS

---

- The sexual revolution inflicts civilizational harm through:
  - Increased sexual victimization
  - Devaluation of children
  - Devaluation of traditional marriage
- What does the data show?

# PRE-BORN

---

- Abortion
- Common reasons
  - Interference with education, work, or ability to care for dependents (74%)
  - Cannot afford new baby (73%)
  - Single/relationship problems (48%)

# ABORTION: SINCE JANUARY 1, 2023

---

The image is a screenshot of the Worldometer website. At the top left is the 'worldometer' logo. To its right are two navigation links: 'Coronavirus' and 'Population'. Below the navigation bar is a search bar containing the text 'W / Abortions this year'. The main content area displays the text 'Abortions worldwide this year:' followed by the large, bold number '5,547,729'. The bottom of the image shows a wooden floor texture.

worldometer Coronavirus Population

[W](#) / Abortions this year

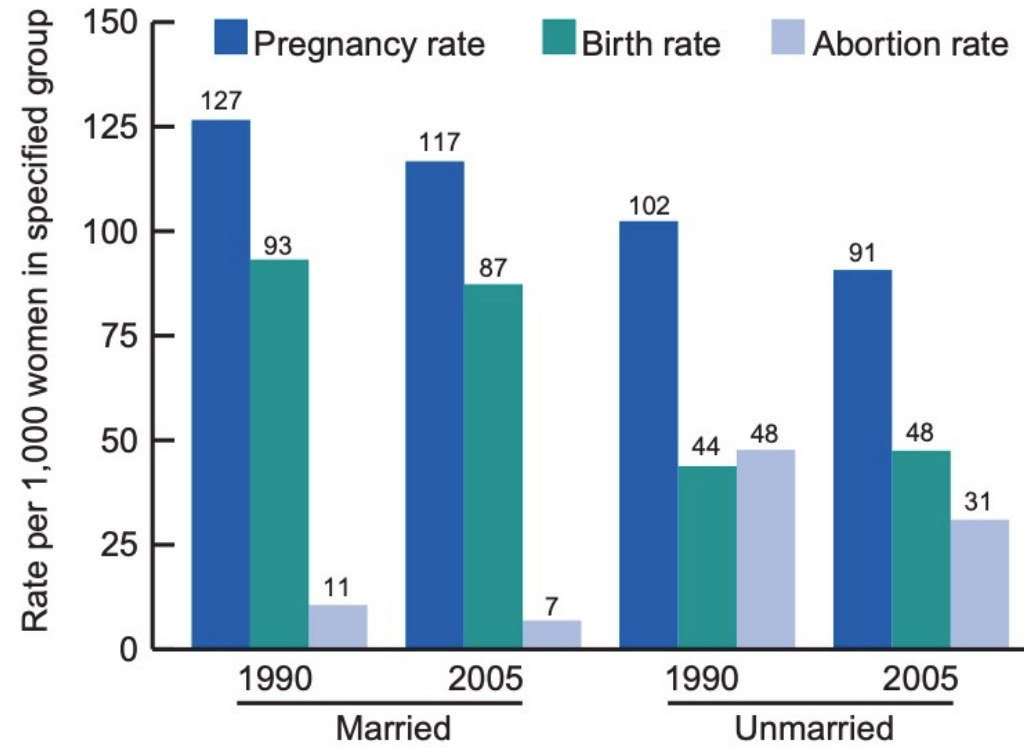
Abortions worldwide this year:

**5,547,729**



# STRONGLY RELATED TO EXTRAMARITAL PREGNANCY

---



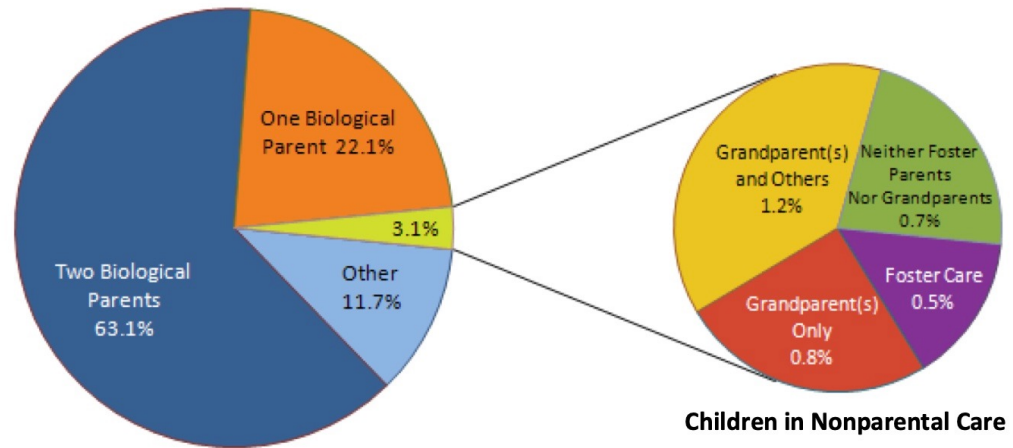
SOURCE: Table 5

# CHILDREN

---

- Physical health
- Safety
- Emotional health
- Social functioning
- Academic attainment
- Identity and yearnings

**Figure 1. U.S. Children by Type of Caregiver Living in the Household**



Note: "Other" includes children in 2-parent or 1-parent families that include non-biological parents such as step-parents and adoptive parents (this group is excluded from Table 1 and subsequent figures). Data source: NSCH 2011-2012

# PRINCETON UNIVERSITY AND BROOKINGS INSTITUTION

---

- “Most scholars now agree that children raised by two biological parents in a stable marriage do better than children in other family forms across a wide range of outcomes.”
- Meaning, all others do worse

The Future  
of Children  
PRINCETON-BROOKINGS



## Marriage and Child Wellbeing Revisited

VOLUME 25 NUMBER 2 FALL 2015

- 3 Marriage and Child Wellbeing Revisited: Introducing the Issue
- 11 Why Marriage Matters for Child Wellbeing
- 29 The Evolving Role of Marriage: 1950–2010
- 51 Cohabitation and Child Wellbeing
- 67 Marriage and Family: LGBT Individuals and Same-Sex Couples
- 89 The Growing Racial and Ethnic Divide in U.S. Marriage Patterns
- 111 One Nation, Divided: Culture, Civic Institutions, and the Marriage Divide
- 129 The Family Is Here to Stay—or Not
- 155 Lessons Learned from Non-Marriage Experiments

A COLLABORATION OF THE WOODROW WILSON SCHOOL OF PUBLIC AND INTERNATIONAL AFFAIRS AT  
PRINCETON UNIVERSITY AND THE BROOKINGS INSTITUTION

# CHILD ABUSE

---

- Physical, sexual, and emotional
- Most abuse caused by biological parent because almost all live with at least one
- Children living with married biological parents were safest in every category
- Highest risk: single parent with partner

# FOURTH NATIONAL INCIDENCE STUDY OF CHILD ABUSE AND NEGLECT: DHHS (2010)

---

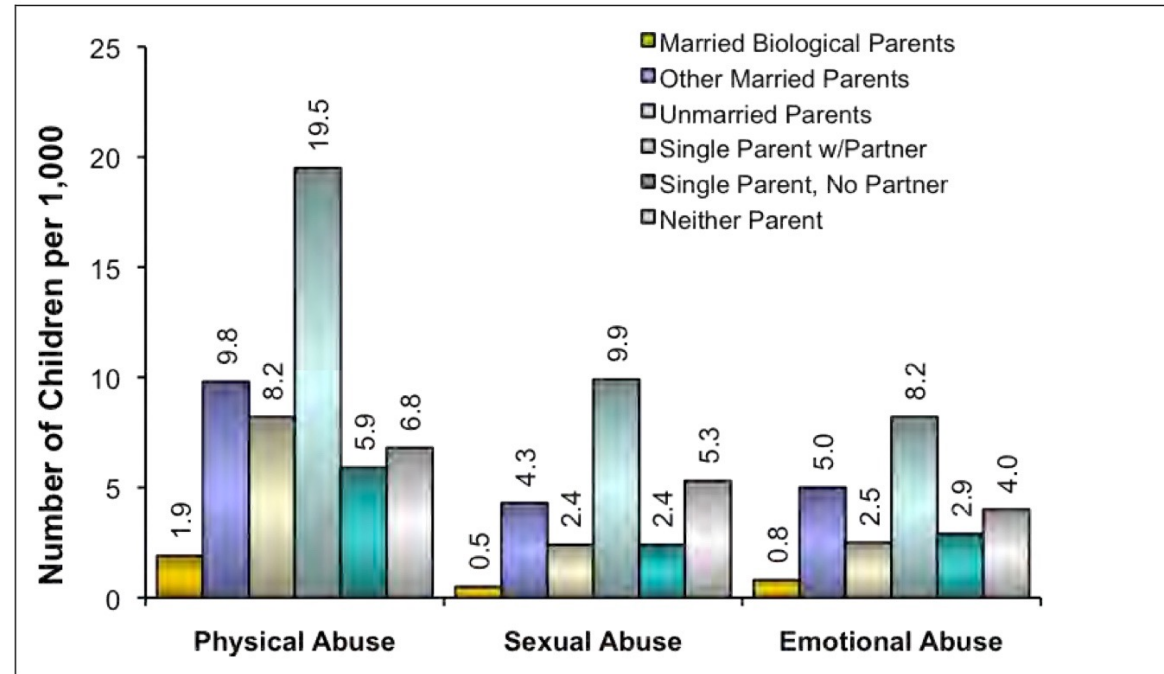


Figure 5-2. Incidence of Harm Standard Abuse by Family Structure and Living Arrangement.

# FOURTH NATIONAL INCIDENCE STUDY OF CHILD ABUSE AND NEGLECT: DHHS

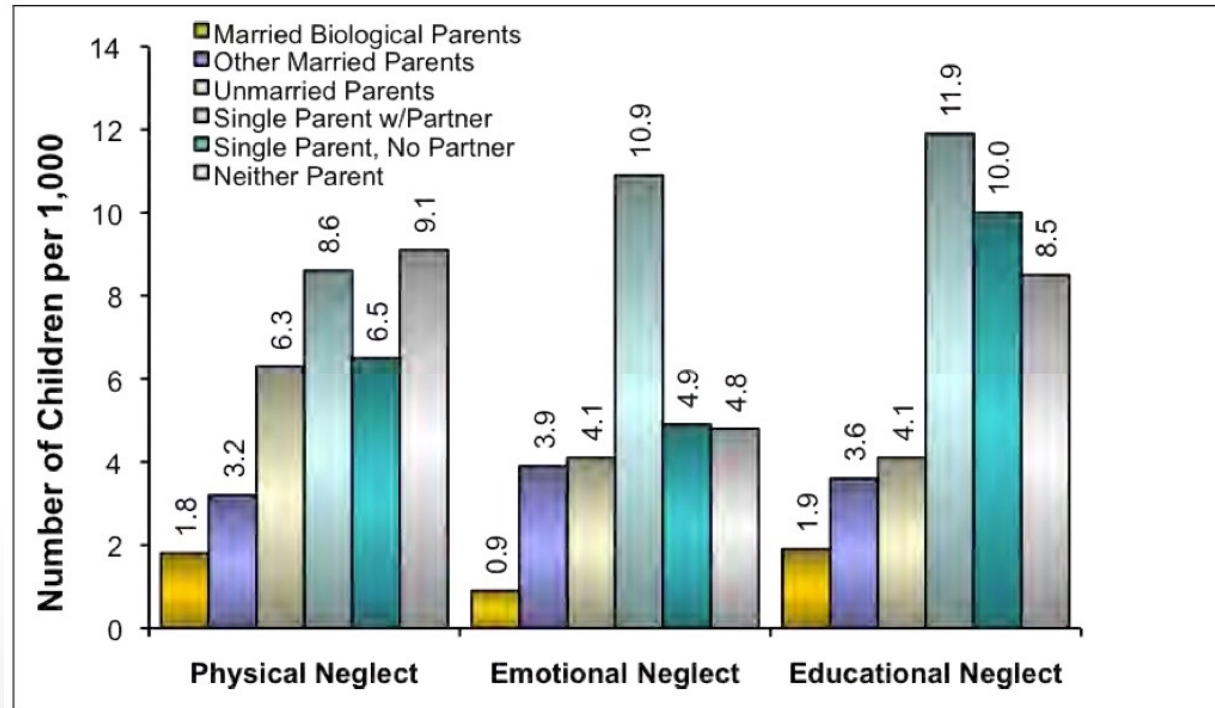
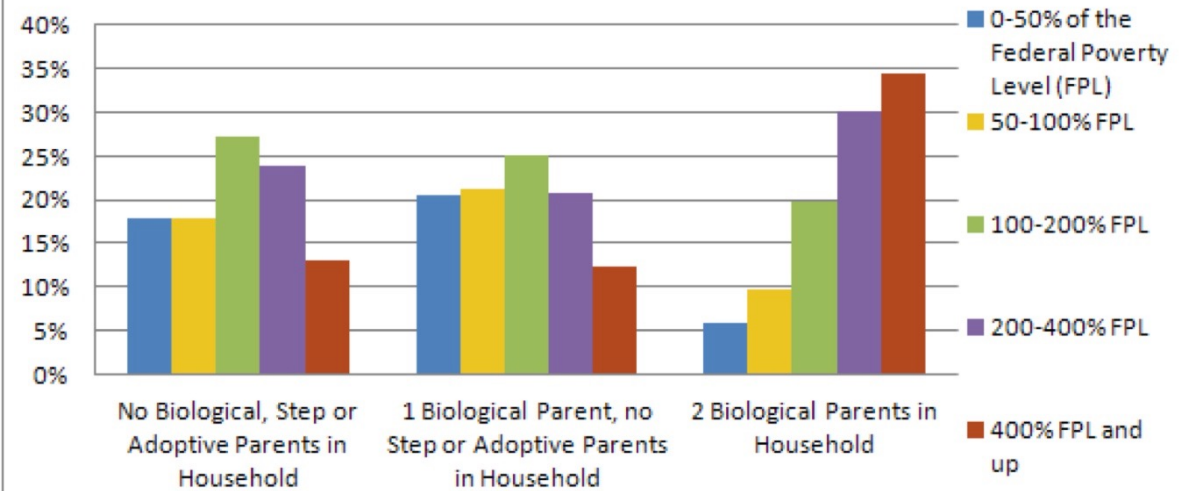


Figure 5-3. Incidence of Harm Standard Neglect by Family Structure and Living Arrangement.

# CHILDREN ARE POORER

---

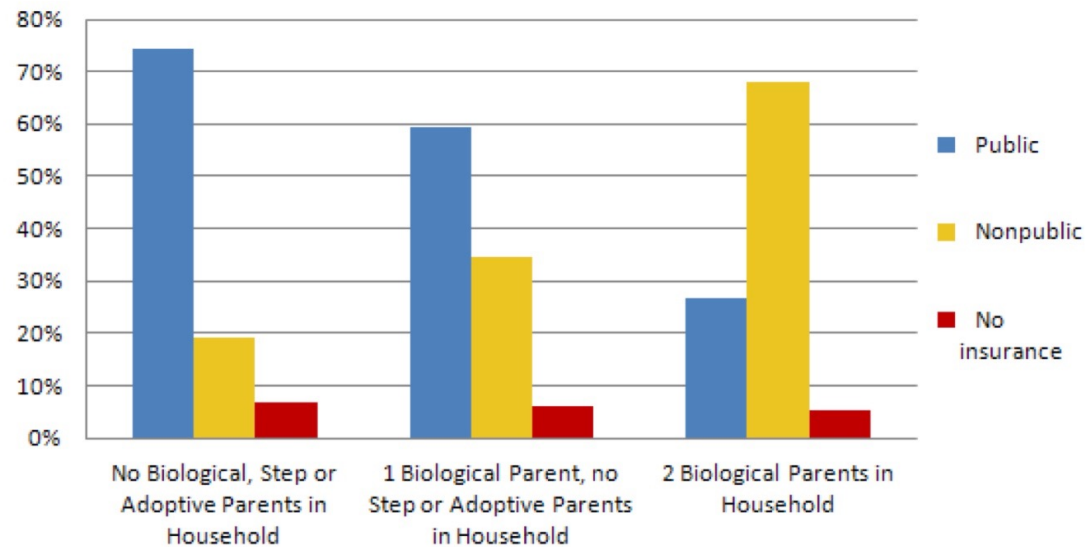
**Figure 2. Household Income Relative to the Federal Poverty Level by Number of Biological Parents in the Household, 2011-2012**



Data source: NSCH 2011-2012



**Figure 3. Children's Health Insurance Type by Number of Biological Parents in the Household, 2011-2012**



Data source: NSCH 2011-2012

**LESS LIKELY  
TO HAVE  
HEALTH  
INSURANCE**

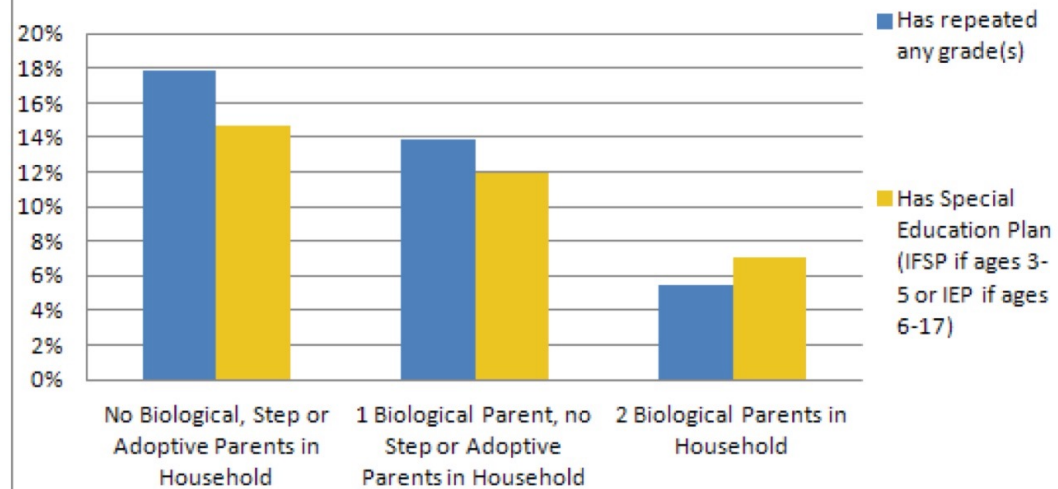
---

# ACADEMIC ATTAINMENT

---

- 2014 review of 30 scientific studies on reducing achievement gap
- Religious faith the strongest effect
- “If an African American or Latino student was a person of faith and came from a two-biological-parent family, the achievement gap *totally disappeared*, even when adjusting for socioeconomic status.”
- “The family elements that were most strongly associated with a reduction in the achievement gap were coming from a two-biological-parent family and high levels of parental involvement.” – William Jeynes, *Public Discourse* January 2020

**Figure 4. School Outcomes by Number of Biological Parents in the Household, 2011-2012**



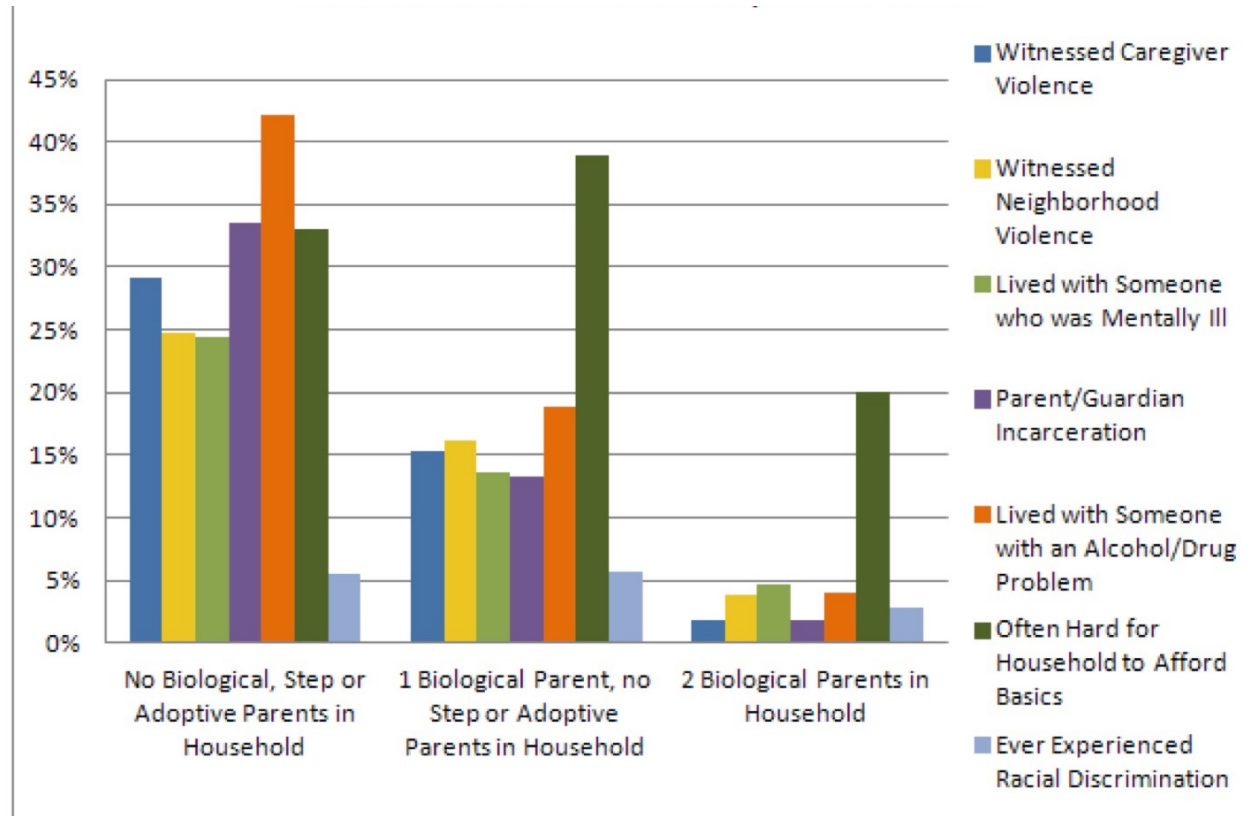
Note: IFSP is Individualized Family Service Plan; IEP is Individualized Education Plan;  
Data source: NSCH 2011-2012

**MORE LIKELY  
TO FAIL OR  
REQUIRE  
SPECIAL ED**

---

# SUFFER MORE ADVERSE FAMILY EXPERIENCES

---



# GENDER DIVERSITY

---

- Men and women parent in different ways
- Each brings unique advantages
- Children thrive in the presence of both, and suffer when one is absent
- Children raised in same-sex households suffer a double hit

# SEXUAL ABUSE

---

- All are impacted, but women and children more

# #METOO

- Alyssa Milano, 10/15/2017
- Harvey Weinstein

← Thread



**Alyssa Milano**   
@Alyssa\_Milano



If you've been sexually harassed or assaulted write 'me too' as a reply to this tweet.



# NATIONAL SEXUAL VIOLENCE RESEARCH CENTER

- One in five American women victims of rape or attempted rape
- One in forty men
- 40% of female rape victims younger than 18 at time of first attack





# CENTRE OF EXPERTISE ON CHILD SEXUAL ABUSE

---

*Minimum* incidence of child sexual abuse in *Western* nations is 15-20% for girls and 7-8% for boys



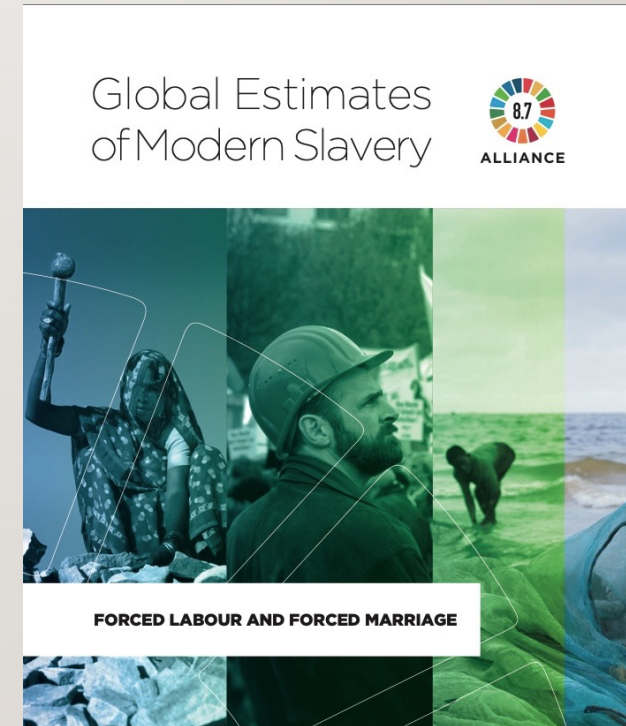
## **Measuring the scale and changing nature of child sexual abuse and child sexual exploitation** **Scoping report**

Professor Liz Kelly and Kairika Karsna  
July 2017, updated August 2018

# INTERNATIONAL LABOUR ORGANIZATION

---

- Worldwide sex trafficking enslaves 5,000,000 – mostly women



# CATHOLIC CHURCH ABUSE

---

- Thousands of perpetrators
- Tens of thousands of victims
- Over 80% of victims male
- Peaked in 70's and 80's
- Clear connection to homosexuality in seminaries, priesthood

## *Is Sexual Abuse by Catholic Clergy Related to Homosexuality?*

Rev. D. Paul Sullins

---

*Abstract.* Sexual abuse of minors by Catholic priests has been a persistent and widespread problem in the Church. Although more than 80 percent of victims have been boys, prior studies have rejected the idea that the abuse is related to homosexuality among priests. Available data show, however, that the proportion of homosexual men in the priesthood is correlated almost perfectly with the percentage of male victims and with the overall incidence of abuse. Data also show that while the incidence of abuse is lower today than it was three decades ago, it has not declined as much as is commonly believed, and has recently begun to rise amid signs of episcopal complacency about procedures for the protection of children. *National Catholic Bioethics Quarterly* 18.4 (Winter 2018): 671–697.

# BOY SCOUTS OF AMERICA

---

- Over 12,000 victims
- Over 5,000 perpetrators
- Peaked around 1990
- Driven into bankruptcy

# CAN ABUSE BE BLAMED ON THE SEXUAL REVOLUTION?

---

- Vigorously denied by its advocates
- Many other alternative explanations
- **No** evidence that “it’s always been this way”
- What does the evidence show?

# SEXUAL PREDATORS

---

- Sexual predators are overwhelmingly, though not exclusively, male
- Victims are predominantly female, with substantial exceptions:
  - Victims of the Catholic abuse were 81% male
  - Boy Scout victims 100% male
- Innate male characteristics of high sex drive, aggression, and risk-taking predispose men toward predation
- Constraining male aggression through rigid moral codes has been an achievement of advanced society, fostered by Christianity
- Western society has regressed and the consequences have been dire

# “CONFLUENCE MODEL” IN FORMATION OF SEXUAL PREDATORS

---

- Hostile masculinity
- Impersonal sexual orientation
- Pornography consumption

# HOSTILE MASCULINITY

---

- Misogyny denounced by all but still common
- NOT the same as traditional or Biblical masculinity



# IMPERSONAL SEXUAL ORIENTATION

---

- Casual sexual attitude predicts aggression

# REVISED SOCIOSEXUAL ORIENTATION INVENTORY (SOI-R)

---

1. With how many different partners have you had sex within the past 12 months?
2. With how many different partners have you had sexual intercourse on one and only one occasion?
3. With how many different partners have you had sexual intercourse without having an interest in a long-term committed relationship with this person?
4. Sex without love is OK.
5. I can imagine myself being comfortable and enjoying "casual" sex with different partners.
6. I do not want to have sex with a person until I am sure that we will have a long-term, serious relationship. \*
7. How often do you have fantasies about having sex with someone you are not in a committed romantic relationship with?
8. How often do you experience sexual arousal when you are in contact with someone you are not in a committed romantic relationship with?
9. In everyday life, how often do you have spontaneous fantasies about having sex with someone you have just met?

\*Statement 6 is scored negatively

# LIBERATED YOUNG MEN

---

- Initiating sex at younger age predicts sexual violence
- Multiple sex partners predicts sexual violence

# CONSUMPTION OF PORNOGRAPHY

---

- 935 heterosexual 10<sup>th</sup> grade boys
- 22.7% admitted sexual aggression in last 6 months
- Strongly correlated with pornography consumption

## The Confluence Model of Sexual Aggression: An Application With Adolescent Males

Journal of Interpersonal Violence  
1–21  
© The Author(s) 2020  
Article reuse guidelines:  
sagepub.com/journals-permissions  
DOI: 10.1177/0886260520915550  
journals.sagepub.com/home/jiv  


Charlie Huntington, MA,<sup>1</sup>  
Deborah N. Pearlman, PhD,<sup>2</sup>  
and Lindsay Orchowski, PhD<sup>2,3</sup> 

### Abstract

The Confluence Model of Sexual Aggression is a well-established framework for understanding factors that contribute to men's perpetration of sexual aggression against women, highlighting the roles of hostile masculinity, impersonal sex orientation, and exposure to pornography. To date, only one study has applied aspects of the Confluence Model to examine predictors of sexual aggression in adolescent males, and the study did not include pornography exposure as a predictor. The current study evaluates the Confluence Model as a framework for understanding the perpetration of both contact and noncontact sexual aggression in a sample of 935 heterosexual 10th-grade adolescent boys. Composite scores for hostile masculinity and impersonal sex orientation were generated. Nearly all the variables included in the hostile masculinity and impersonal sex constructs were associated with perpetration. Zero-inflated Poisson regression models revealed distinct combinations of salient predictors when the dependent variable was identified as boys' frequency of perpetration, compared with when the dependent variable was defined as any perpetration of sexual aggression. Impersonal sex orientation and violent pornography exposure

# REVIEW OF LITERATURE, 2020

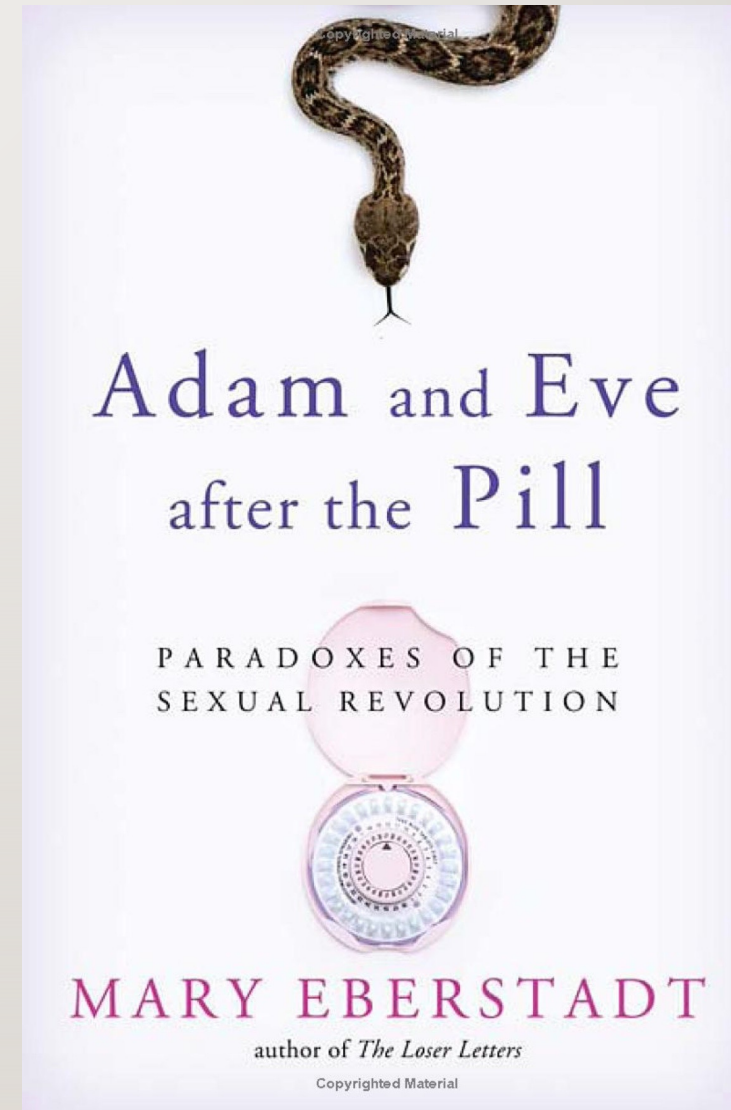
---

- “A recent meta-analysis indicates a robust association between pornography and sexual aggression in men”
- “Men who view more pornography, and violent pornography in particular, report more proclivity toward sexual aggression”
- “Pornography’s risky sexual scripts in turn predict sexual aggression in college-age men”
- “Pornography use is predictive of both sexual harassment and sexual assault by teenage boys”

## OTHER FACTORS: CULTURAL TRENDS

---

- During 70's and 80's, a large subculture sought wider acceptance of "intergenerational sex"
- Particularly, between men and boys
- Moral communities effect: behavior is profoundly influenced by culture



# WHAT ABOUT MEN?

---



# COMPARED TO WOMEN, MEN ARE:

---

- Less likely to take honors classes, go to college, graduate from college, or earn a graduate degree
- 2.4 times more likely to be homeless
- 4.5 times more likely to commit suicide
- 7.7 times more likely to be in jail
- 13 times more likely to die on the job



# INDIRECT VICTIMS – ALL OF US

---

- Crime
- Poverty
- Loneliness
- Mental Illness: depression, anxiety
- Suicide

# SOCIAL CONSEQUENCES

---

- Delayed marriage
- Decreased fertility
- Masculine acedia
- Population decline
- Moral communities effect

# WINNERS AND LOSERS

---

- **Winners:** Sexual predators and narcissists
- **Losers:** All children, and most adults

# IN SUMMARY

---

- Victimization and devaluation of women and children have been the norm throughout most of world history
- The sexual morality of Christianity radically improved the situation of all wherever it has taken hold